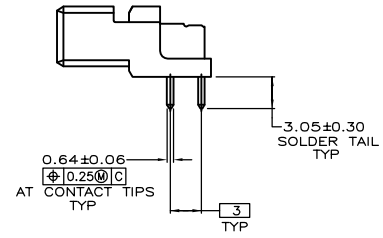
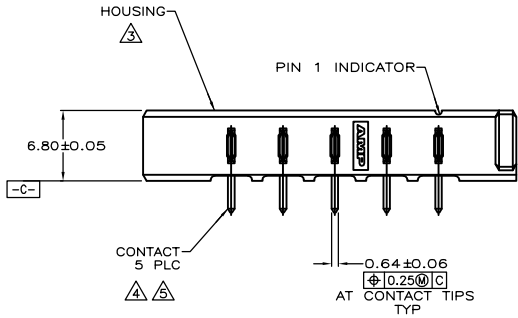
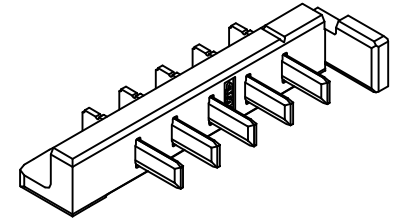
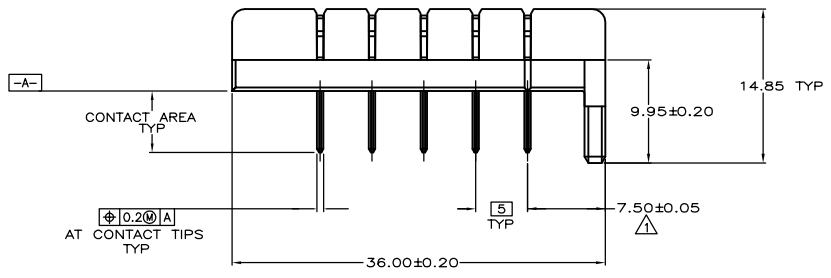
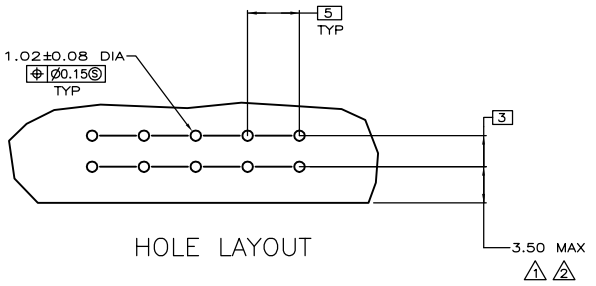


THIS DRAWING IS UNPUBLISHED. RELEASED FOR PUBLICATION
 © COPYRIGHT - BY TYCO ELECTRONICS CORPORATION. ALL RIGHTS RESERVED.

LOC	DIST	REVISIONS					
ES	00	P	LTR	DESCRIPTION	DATE	DWN	APVD
		0		RELEASED ECR-05-001438	30MAR05	J.Z	I.E



- ⚠ COORDINATE DIMENSION APPLIES FROM CENTER OF ACTUAL FEATURE.
- ⚠ DIMENSION CAN BE EXCEEDED FOR APPLICATIONS WHERE FINAL MATED POSITION OF PACK IS ABOVE TOP SURFACE OF PCB.
- ⚠ HOUSING: LCP, BLACK
- ⚠ CONTACTS:
2.54um MIN TIN ON SOLDER TAIL OVER
1.90um MIN NICKEL ALL OVER.
- ⚠ CONTACTS: BRASS



5787422-1
PART NO

THIS DRAWING IS A CONTROLLED DOCUMENT.		DWN S.KLINE 03/15/95	tyco Tyco Electronics Corporation	
DIMENSIONS: mm		CHK S.KLINE 03-16-95	Shanghai PRC	
TOLERANCES UNLESS OTHERWISE SPECIFIED:		APVD S.KLINE 03-16-95	NAME	
0 PLC ± -		PRODUCT SPEC		
1 PLC ± -		108-1501		
2 PLC ± 0.13		APPLICATION SPEC		
3 PLC ± -		114-24005		
4 PLC ± -		WEIGHT -		
ANGLES ± -		SIZE A3		
MATERIAL		CAGE CODE 00779		
FINISH		DRAWING NO C-5787422		
CUSTOMER DRAWING		RESTRICTED TO -		
		SCALE 3:1		
		SHEET 1 OF 1		
		REV 0		